

Typing accents in MS Word



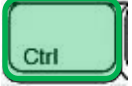

- For à, è, ì, ù: Hold  then type **grave accent**  (the key to the left of the number "1" on the top row of keys). **Release** both keys **then type a vowel**., This puts a grave accent over the next vowel typed.
- For é like in **perché**: Hold  then type **an apostrophe**  (key to left of Enter key). **Release** both keys **then type a vowel** and the accented letter appears.



Image adapted from <http://i.stack.imgur.com/huT85.jpg> (free to modify, share, and use commercially)

e.g. Hold  then press  .

Release both keys. Press **e** key. **è** will appear.

e.g. Hold  then press  

Release both keys. Press **e** key. **é** will appear.